



Monitor Partition Utilization with Adaptive Response

created by: Rainer Bemsel - Version 1.0 - Dated: NOV/08/2009

The purpose of this document is to configure Adaptive Response for monitoring and alerting, when any defined partition will reach a certain percentage of utilization. This can be used as an example to configure your own Adaptive Response Notification.

When a class utilization reaches a certain percentage of the partition's maximum size, the adaptive response feature will alert you that a threshold has been exceeded. The standard alert is a red indicator ton the info tab (PacketWise) or configuration tab (Policy Center). In addition, you can have an email, SNMP trap, or syslog message sent when the class' utilization crosses a predefined threshold.

In order to use this feature, the adaptive response feature must be enabled and you have to create an agent based on the Partition Utilization Template. There are some steps to be performed

- 1) Verify loaded Plugin
- 2) Enable Adaptive Response
- 3) Create Action File
- 4) Test Action File
- 5) Create a New Agent
- 6) Check the Agent Status

VERIFY PLUGIN

Verify, if Adaptive Response Plugin has been loaded. This can be done by running the CLI Command "version verbose".

```


Loaded Plugins:      Real Time Graphs 1.0.1.0   Real Time Graphs
                    WAP 1.0.0.0     WAP Protocol
                    Q.931 1.1.0.0   Q.931 March 2005
                    MSN Messenger 1.0.1.0   MSN Instant Messaging Application
                    AOL Messenger 1.0.1.0   AOL Instant Messaging Application
                    Yahoo! Messenger 1.0.1.0   Yahoo! Instant Messaging Application
                    ICNA Compression 1.1.7.0   Intensive CNA compression for text data types
                    Hopster 1.0.1.0   Hopster Proxy Connection
                    GameUpdate 1.1.0.0   Updates Unreal, Half-Life; adds WorldofWarcraft,
                                         XboxLive
                    eXeem 2.0.0.0   eXeem P2P Filesharing Application
                    Winny 1.0.7.0   Winny P2P application
                    AdaptiveResponse 7.1.0.0   Adaptive Response Agent Templates

```

Copyright (c) 1996-2005 Packeteer, Inc. All rights reserved.

ENABLE ADAPTIVE RESPONSE

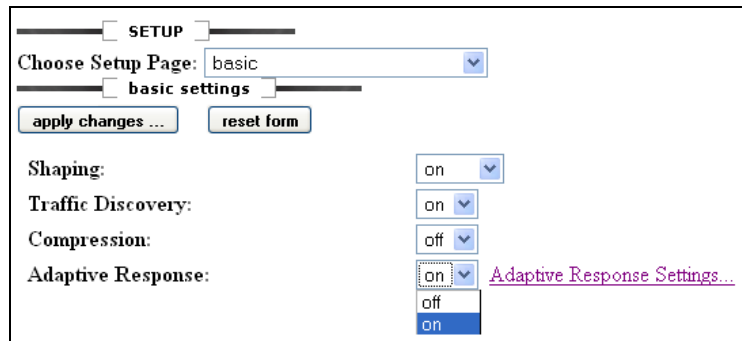
Click on SETUP TAB and choose "BASIC SETUP PAGE". After changing of Adaptive Response from off to on and apply changes, a new link has been added "Adaptive Response Settings"



DISCLAIMER

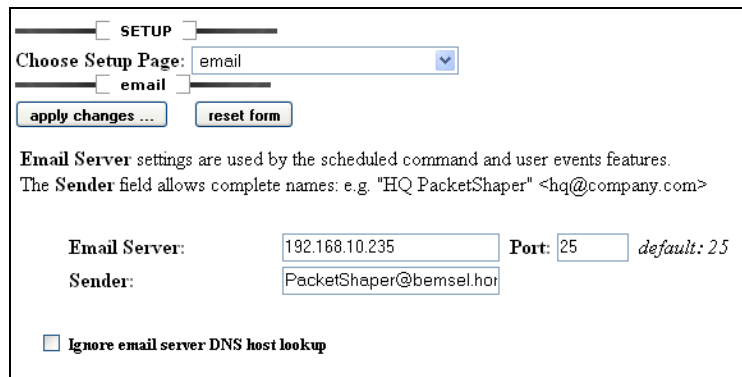
This Technical Tip or TechNote is provided as information only. I cannot make any guarantee, either explicit or implied, as to its accuracy to specific system installations / configurations. Readers should consult each Vendor for further information or support.

Although I believe the information provided in this document to be accurate at the time of writing, I reserve the right to modify, update, retract or otherwise change the information contained within for any reason and without notice. This technote has been created after studying the material and / or practical evaluation by myself. All liability for use of the information presented here remains with the user.



CREATE AN ACTION FILE FOR EMAIL NOTIFICATION

In order to send email notification, you have to configure an SMTP server in Packetwise. To do so, click on **SETUP Tab** and choose **EMAIL SETUP PAGE**



The easiest way to create an action file is to open an editor and add the commands to be executed. Save the file and upload them into 9.258/agent/cmd.

The Format is: **send email <address> “<subject>” “<body>”**

Example:

```
#Title: Red Action File for Partition Utilization Agent
Send email HomeAdmin@bemsel.com “RED ALERT – High Partition
Utilization exceeds 75%” “$scorevalue classes had utilization greater than
$Utilization percent.”
```

Save the file as partnot.cmd – or any other name with 8.3 convention

TEST THE ACTION FILE

Telnet into PacketShaper

```
Packetshaper# cd 9.259
Packetshaper# cd agent
Packetshaper# cd cmd
Packetshaper# run partnot.cmd
```

Download Emails and you should see an email generated by Packetshaper

RED ALERT - High Partition Utilization exceeds 75%

PacketShaper@bemsel.home

To: HomeAdmin@bemsel.home

scorevalue classes had utilization greater than Utilization percent.

CREATE AN ACTION FILE FOR SNMP TRAP

CREATE AN ACTION FILE FOR SYSLOG SERVER

Of course, you can add all three Notifications in one Action File as well. This is more the purpose of having each notification possibility as a single action file available.

