

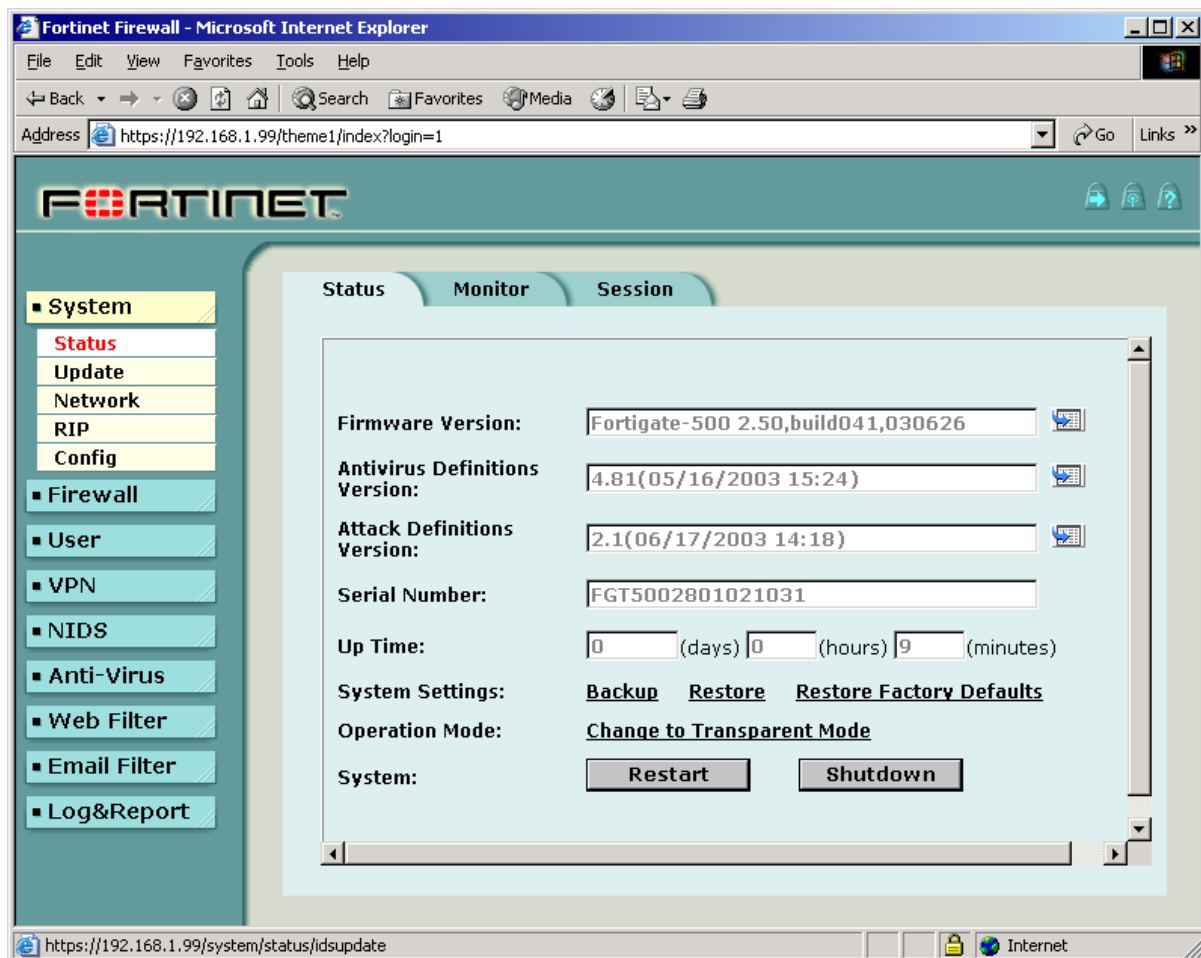
The purpose of this document is to describe the steps to follow for manual updates of Virus Definitions and Attack Definitions.

Note: *Virus & Attack Definitions can be updated automatically, as well. You can define following values regarding Automatic Update Schedule:*


- Every <hours> <minutes>
- Daily <hour> <minutes>
- Weekly <day> <hour> <minutes>

This document describes only manually initiating antivirus & attack update.

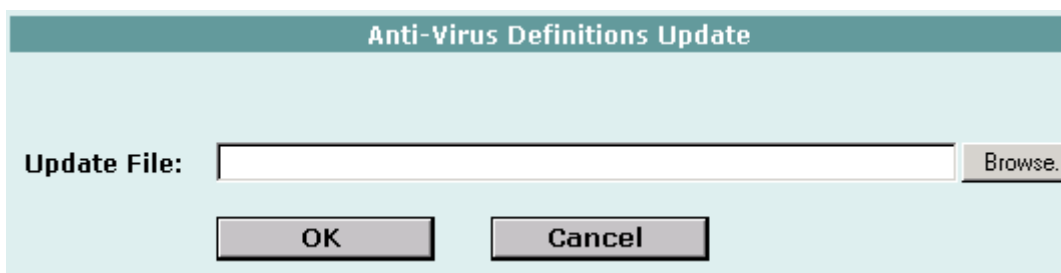
1. Download the latest antivirus definitions and the latest attack definitions update files from Fortinet and copy them to the computer, you are using to connect to the web-based manager
2. Start the Web-based manager and go to System-Status



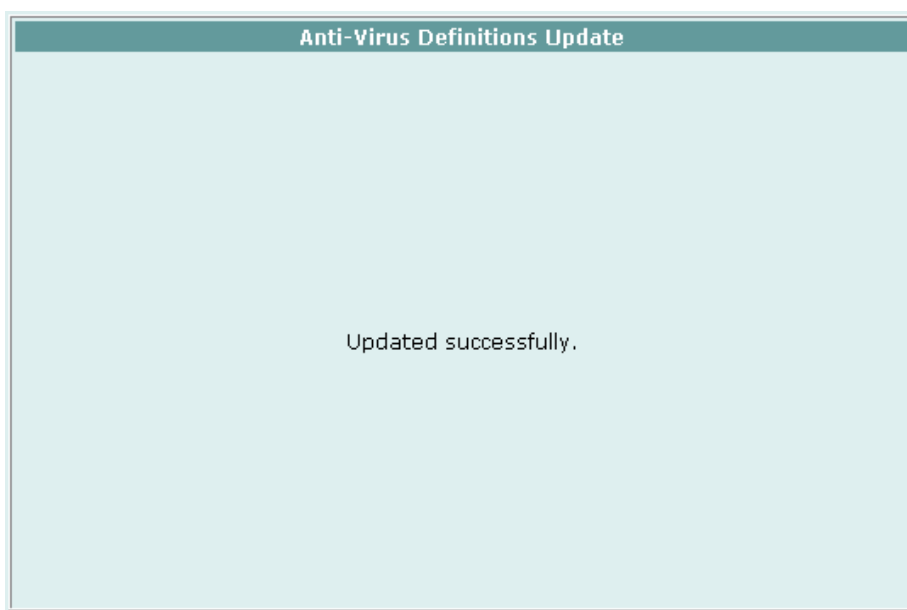
2. To the right of the Antivirus Definitions section, select Definitions Update



3. Enter the path and filename for the antivirus definitions update file, or browse and locate the file



4. Select OK to copy the antivirus definitions update file to the FortiGate Unit



Go to System – Status to confirm that the AntiVirus Definitions Version information has been updated. In my case, I had following status:

Before Update: AntiVirus Definitions Version - 4.81 dated May/16/2003

After Update: AntiVirus Definitions Version - 4.104 dated July/10/2003

Use same steps to upgrade Attack Definitions.

